

Jia Yue



INTRODUCTION

Zhongshan Jiaye Electric Appliance Technology Co., Ltd. is a professional manufacturer and certificated export of home appliances and accessories in Zhongshan city, China since 2005. As one of foremost creator of home appliances, Jiaye offers a full range of home appliances and services to families around the globe, our products are gas hob, range hood, oven, microwave oven, dishwasher, induction cooker, ceramic hob and sink.

We built up a full integrated system consisting of specialized R&D team, production management, quality control standard, and after-sale service in order to satisfy our customers' unique needs and provide them high quality products and excellent services.

Our R&D department provide the strong technical support and enable us to receive OEM and ODM projects. Most our models have passed CE, CB, ETL, COC, GCC, KC, SII and SAA etc approvals.

We export to over 40 countries, including Germany, Poland, United Kingdom, France, Greece, Russia, Mexico, Brazil, Peru, India, Pakistan, Middle east and Africa. Jiaye has earned great reputation by exporting to many countries over the world and keeps long lasting relationship with most of them. We always take customer satisfaction as our persistent goal and aim to become a trusted partner and best-choice of kitchen appliances for all our customers.

Jiaye is committed to improving lives by adhering to the principle of "Creating Value for Customers". We focus on continuous technological innovation to improve products and services, and to make the life more comfortable and pleasant.

CONTENTS



Built-in Electric oven 2



Built-in Gas oven 15


Built-in Gas + Electric oven 18

Built-in Oven with Microwave 21


CE CB



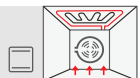
COOKING FUNCTIONS




Oven lighting
By setting the knob to this position, the lighting the oven is switched on use, for example, when washing the oven chamber.




Fan Defrost
The oven fan assists defrosting by circulating air around the food, ideal for delicate frozen foods such as cream gateaux and cheese cakes.




Top Element + Bottom Element
A conventional oven works on the principle that heat rises. It is hotter at the top than at the bottom - ideal for cooking different dishes simultaneously.




Fan Heating (fan force)
The heating element surrounds a fan which distributes hot air around the oven. The result is a more even temperature throughout the oven and much faster cooking - idea for batch baking.




Half Grill
This feature allows you to use the whole of the grill or just part of it for grilling smaller quantities economically.




Full Grill
The conventional grill cooks by using heat from above the food and is ideal for a range of foods from toast to steak.




Full Grill and Fan
The fan circulates heat from the oven grill around the food, simultaneously browning and sealing the juices in. Economical rotisserie or spit effect.




Bottom Element + Fan
Ideal for dishes that require bottom heat, such as pizzas.




Bottom Element
This setting allows you to cook the bottom of pizza, fian or pastries without drying out topping.



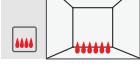
Top Element
Ideal for browning foods such as rice pudding or cauliflower cheese as the heat is not as fierce as a grill.



Rotisserie
Idea for cooking on the spit, grilling and gratinating, This function must always be used with half-open door and control protection in position.



Top Element + Bottom Element + Fan
The oven is heated by top and bottom elements and the fan mounted in the back panel helps to distribute heat throughout the oven. Suitable for perfect pastry, no need to blind to blind bake.



Gas Oven
Traditional gas oven cooking.

Built-in electric ovens 125L Series

JY-EB125-T5



JY-EB125-9B02D



JY-EB125-9B02T



JY-EB125-9B02



- 90CM /125L Extra Large Built-in Electric Oven
- 220V/50Hz
- Full black glass/Full black glass with SS frame
- Black enamel cavity
- With Cooling fan
- With Convection fan
- With Rotisserie
- 9 functions
- Full touch control with 11 functions
- Mechanical control/Touch control
- With mechanical timer/Touch timer
- Triple glass door
- With plastic knob
- With side rack
- 1 big shelf / 1 small shelf/ 1 tray

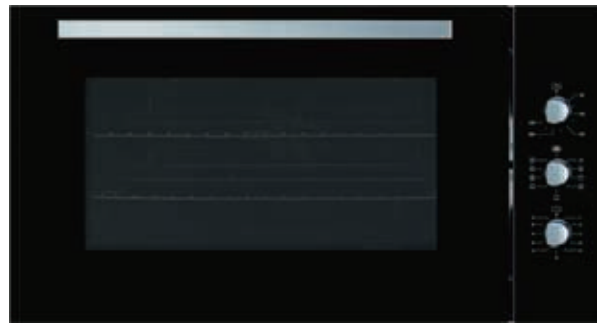
Dimension(mm)		
Unit	Built-in	Carton
895x614x545	844x586x545	965x660x650
Loading quantity(pcs)		
20GP	40GP	40HQ
69	126	168

Built-in electric ovens 110L Series


JY-EB100-BC16T



JY-EB100-C11



JY-EB100-9B14

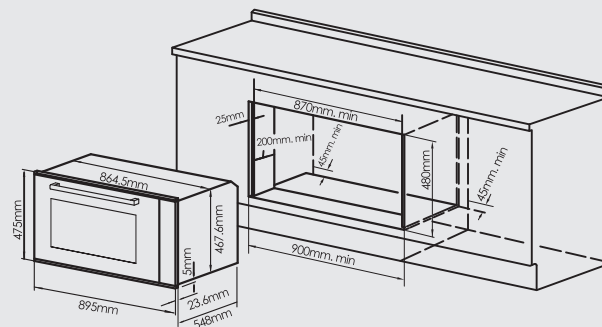


JY-EB100-11BC16



- 90CM/ 110L Built-in Electric Oven
- 220V/50Hz
- With cooling fan
- With convection fan
- Germany EGO thermostat and switch
- 9 functions/11 functions
- 1 big shelf, 1 small shelf, 1 tray with handle
- Removable triple glass door
- Black enamel cavity
- With Rotisserie
- With Side rack

Dimension(mm)		
Unit	Built-in	Carton
895x614x475	860x550x472	965x660x530
Loading quantity(pcs)		
20GP	40GP	40HQ
80	168	210



Built-in electric ovens 90L Series

JY-EB90-11C04



JY-EB90-8C04



JY-EB90-8BC02



- 60CM EXTRA LARGE ELECTRIC OVEN
- 90L/60cm
- Full black glass/Full black glass with SS frame
- Black enamel cavity
- Cooling fan
- Convection fan
- With Rotisserie
- 8 functions

- Full touch control with 11 functions
- Mechanical control/Full touch control
- With mechanical timer
- Triple glass door
- With plastic knob
- With side rack

Technical Information:
 220V-240V, 50/60Hz
 Rated power: 2700-3220W

Dimension(mm)		
Unit	Built-in	Carton
595x540x595	560x550x589	655x655x655
Loading quantity(pcs)		
20GP	40GP	40HQ
72	162	216

Built-in electric ovens 70L Series

JY-7NM30E2



JY-7NM30T0



JY-OE70T1



JY-OE70KD5



JY-65M90E1

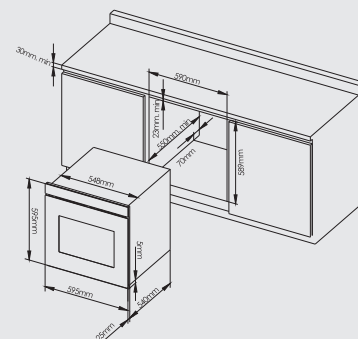


JY-OE70KT1



- 70L Built-in Electric Oven, 60cm*60cm
- 220-240V, 50~60Hz
- Enamel cavity
- 8/9 functions
- Cooking timer setting
- A class energy
- Inner lamp
- Easy mechanical control/Touch control
- 2 layers flat glass door
- 5 shelf positions
- Celsius degree 50/250C
- Max power 3000W
- One tray, one rack

Dimension(mm)		
Unit	Built-in	Carton
595x595x575	648x688x668	660x650x645
Loading quantity(pcs)		
20GP	40GP	40HQ
81	162	216



Built-in electric ovens 65L Series

JY-OE65K1



JY-OE65KM1



JY-OE65KM2



JY-OE65KM3

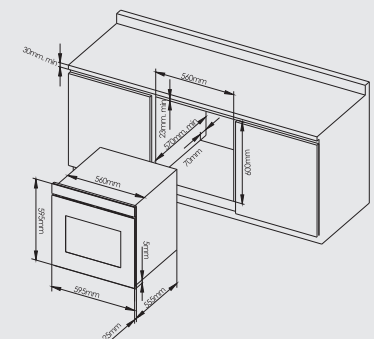


JY-OE65T1



- 65L Built-in Electric Oven, 60cm*60cm
- 220-240V, 50~60Hz
- Enamel cavity
- 4 functions
(Full touch control with 9 functions)
- Cooking timer setting
- A class energy
- Inner lamp
- Easy mechanical control/Touch control
- 2 layers flat glass door
- 5 shelf positions
- Celsius degree 50/250C
- Max power 3000W
- One tray, one rack

Dimension(mm)		
Unit	Built-in	Carton
595X595X540	560X600X570	660X650X645
Loading quantity(pcs)		
20GP	40GP	40HQ
81	162	216



Built-in electric ovens 60L Series

JY-OE60T3C



JY-OE60T5



JY-OE60T6



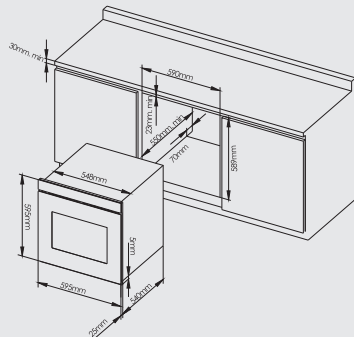
JY-OE60T8



- 60L/60cm Electric oven
- Touch control with LCD display
- 8 functions
- Black Enamel cavity
- Cooling fan ventilation system
- Convection fan
- Triple glazed removable door
- Side racks
- 5 shelf position
- Child safety lock

Technical Information
220V-240V, 50Hz
Rated power:
2700-3220W
(Preheat 3050-3650W)

Dimension(mm)		
Unit	Built-in	Carton
595X595X540	560X589X550	660X650X645
Loading quantity(pcs)		
20GP	40GP	40HQ
72	162	216



Built-in electric ovens 60L Series

JY-EB-8BC20T



JY-EB-8BC22T



JY-EB-8BC18T



JY-EB-8BC41







JY-EB-8BC15



JY-EB-P8BC25



4 Functions Option:    

8 Functions Option:        

- 60L/60cm Electric oven
- Full black glass with SS frame/Full black glass
- 4 functions/8 functions
- Black Enamel cavity
- Cooling fan ventilation system
- Flat door with removable glass

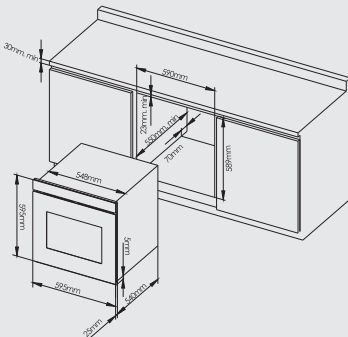
Optional Features

Rotisserie
Side Racks
Triple glazed removable door
Mirror coating outer glass

Technical Information

220V-240V, 50Hz or 60Hz
Rated power: 2700-3220W
Max temperature: 250 C

Dimension(mm)		
Unit	Built-in	Carton
595X595X540	560X589X550	660X650X645
Loading quantity(pcs)		
20GP	40GP	40HQ
72	162	216



Built-in electric ovens 60L Series

JY-EB-8BC14I



JY-EB-8BC14



JY-EB-8BC31



JY-EB-8BC25



JY-EB-8BC50



JY-EB-8BC49



JY-EB-4B18



JY-EB-4BC25



JY-EB-4BC20



JY-OE60K(H)



JY-OE60K(E)



JY-OE60K(I)



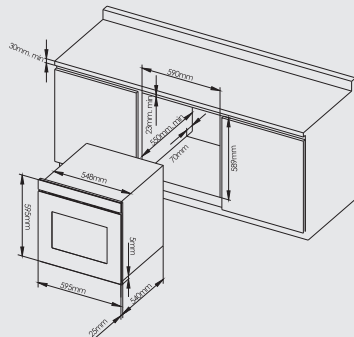
- 4 Functions Option: [Icons]
- 8 Functions Option: [Icons]

- 60L/60cm Electric oven
- Full black glass with SS frame/Full black glass
- 4 functions/8 functions
- Black Enamel cavity
- Cooling fan ventilation system
- Flat door with removable glass

Optional Features
Rotisserie
Side Racks
Triple glazed removable door
Mirror coating outer glass

Technical Information
220V-240V, 50Hz or 60Hz
Rated power: 2700-3220W
Max temperature: 250 °C

Dimension(mm)		
Unit	Built-in	Carton
595X595X540	560X589X550	660X650X645
Loading quantity(pcs)		
20GP	40GP	40HQ
72	162	216



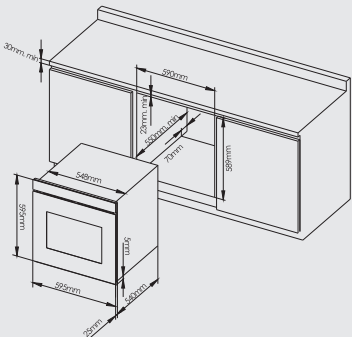
- 4 Functions Option: [Icons]
- 8 Functions Option: [Icons]

- 60L/60cm Electric oven
- Full black glass with SS frame/Full black glass
- 4 functions/8 functions
- Black Enamel cavity
- Cooling fan ventilation system
- Flat door with removable glass

Optional Features
Rotisserie
Side Racks
Triple glazed removable door
Mirror coating outer glass

Technical Information
220V-240V, 50Hz or 60Hz
Rated power: 2700-3220W
Max temperature: 250 °C

Dimension(mm)		
Unit	Built-in	Carton
595X595X540	560X589X550	660X650X645
Loading quantity(pcs)		
20GP	40GP	40HQ
72	162	216



Built-in electric ovens 60L Series

Built-in electric ovens Classic Series

JY-EB-8K38W



JY-EB-8KD38W



JY-EB-8KD70W



JY-EB-8K38B



JY-EB-8KD38B




JY-EB-8KD70B



Multifunction Oven:

Cavity Dimension: 73L
Rustic ivory or black panels
Cooling fan ventilation system
Flat door with removable glass



4 Functions Option

Top Element + Bottom Element
Bottom Element
Top Element
Full Grill



8 Functions

Light
Fan Defrost
Top Element + Bottom Element
Fan Heating (fan force)
Half Grill
Full Grill
Full Grill and Fan
Bottom Element + Fan

Optional Features

Rotisserie
Side Rack
Catalytic Liners
Triple glass door
Energy rating :A

Technical information

Gross capacity : 73L
Max temperature :250°C
Total rated power :2700-3220W
220-240V~ / 50Hz or 60 Hz

	Dimension WxDxH (mm)	Loading QTY (PCS)	
Unit	595x540x595	20GP	72
Built-in	560x550x589	40GP	162
Carton	660x650x645	40HQ	216



Built-in electric ovens 45L Series

JY-40EB-K1



JY-40EB-K2



JY-40EB-K2



JY-40EB-KD11



JY-40EB-KD12



JY-40EB-T1



Built-in electric ovens 50L Series

JY-OE45K(E)



JY-OE45K(I)



JY-OE45KD1

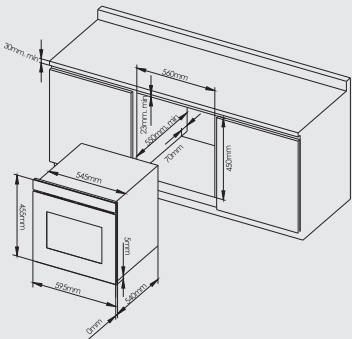


JY-OE45T8



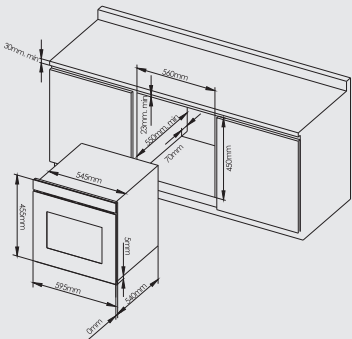
- 60CM/45L Built-in Electric Oven
- 220~240V , 50/60 Hz
- Enamel Cavity
- Chinese Switch
- Chinese Thermostat
- Cooling Fan
- Removable Triple Glass Door
- 1 Big Shelf, 1 Small Shelf, 1 Tray, 1 Tray with Handle

Dimension(mm)		
Unit	Built-in	Carton
595X455X540	560X448X550	635X645X512
Loading quantity(pcs)		
20GP	40GP	40HQ
108	216	270



- 45CM/50L Built-in Electric Oven
- 220-240V, 50~60Hz
- Enamel cavity
- 4/6/9/10 functions
- Cooking timer setting
- A class energy
- Inner lamp
- Easy mechanical control/Touch control
- 3 layers flat glass door
- Forced cooling and smoke ventilation
- Celsius degree: 50/250C
- Max power: 2200W/2800W
- One tray, one rack

Dimension(mm)		
Unit	Built-in	Carton
595X455X540	560X448X550	635X645X512
Loading quantity(pcs)		
20GP	40GP	40HQ
101	224	299



Built-in gas ovens 110L Series

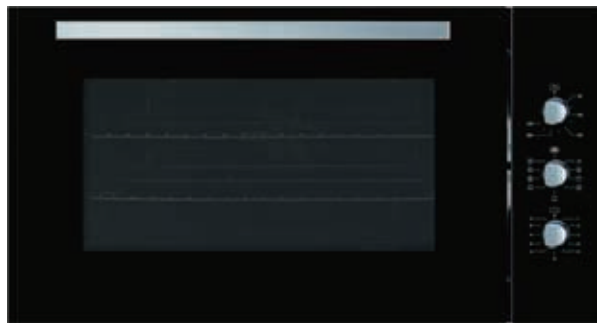
JY-GB100RC-BC15




JY-GB100RC-B14



JY-GB100RC-C11

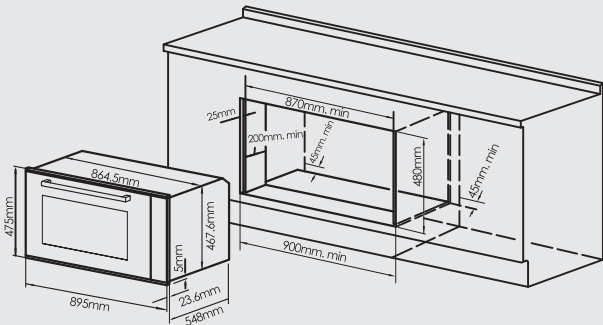


JY-GB100RC-BC16



- 90CM BUILT-IN GAS OVEN
110L
Full black glass/Full black glass with SS frame
Black enamel cavity
Cooling fan ventilation system
Auto ignition
Auto safety switch off
With Rotisserie
Mechanical control
Mechanical timer/ Digital timer
Triple glazed removable glass door
With plastic knob
With side rack
1 big shelf / 1 small shelf/ 1 tray

Dimension(mm)		
Unit	Built-in	Carton
	860x550x472	965x660x530
Loading quantity(pcs)		
20GP	40GP	40HQ
80	168	210



Built-in gas ovens 60L Series

JY-GB-8BC22A



JY-GB-BC22A



JY-GB-BC22C



JY-GB-C11



JY-GB-BC20

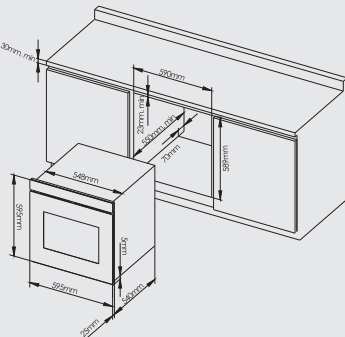


JY-GB-BC22B



- 60CM BUILT-IN GAS OVEN
60L
Full black glass/Full black glass with SS frame
Black enamel cavity
Cooling fan ventilation system
Auto ignition
Auto safety switch off
With Rotisserie
Mechanical control
Mechanical timer/ Digital timer
Double glazed removable glass door
1 big shelf / 1 small shelf/ 1 tray

Dimension(mm)		
Unit	Built-in	Carton
	560x589x550	660x650x645
Loading quantity(pcs)		
20GP	40GP	40HQ
72	162	216



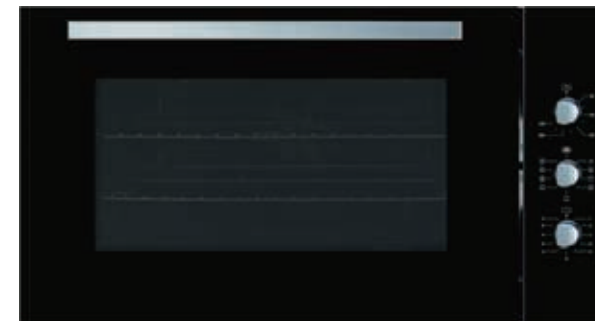


Built-in gas+electric ovens 110L Series


JY-EGB100RC-BC15




JY-EGB100RC-C11



JY-EGB100RC-B14



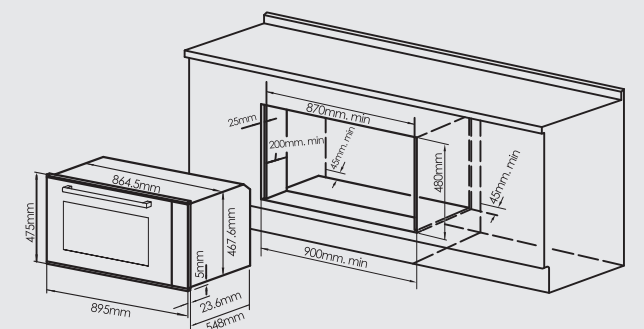
JY-EGB100RC-BC16



90CM BUILT-IN GAS + ELECTRIC OVEN 110L

Full black glass/Full black glass with SS frame
Black enamel cavity
Cooling fan ventilation system
Auto ignition
Auto safety switch off
With Rotisserie
Mechanical control
Mechanical timer/ Digital timer
Triple glazed removable glass door
With side rack
1 big shelf / 1 small shelf/ 1 tray

Dimension(mm)		
Unit	Built-in	Carton
895x614x475	860x550x472	965x660x530
Loading quantity(pcs)		
20GP	40GP	40HQ
80	168	210



Built-in gas+electric ovens 60L Series

JY-EGB-BC22A



JY-EGB-BC22C



JY-EGB-BC22D



JY-EGB-8BC22A



EB-EGB-BC22B



JY-EGB-C11



Built-in gas+electric ovens 60L Series

JY-EGB-B15



JY-EGB-DBC20

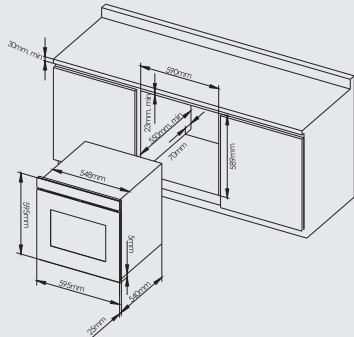


JY-EGB-MBC20



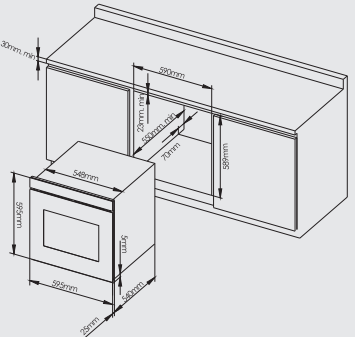
60CM BUILT-IN GAS + ELECTRIC OVEN
60L
Full black glass/Full black glass with SS frame
Black enamel cavity
Cooling fan ventilation system
Auto ignition
Auto safety switch off
With Rotisserie
Mechanical control
Mechanical timer/ Digital timer
Double glazed removable glass door
1 big shelf / 1 small shelf/ 1 tray

Dimension(mm)		
Unit	Built-in	Carton
595X595X540	560X590X550	660X650X645
Loading quantity(pcs)		
20GP	40GP	40HQ
72	162	216




60CM BUILT-IN GAS + ELECTRIC OVEN
60L
Full black glass/Full black glass with SS frame
Black enamel cavity
Cooling fan ventilation system
Auto ignition
Auto safety switch off
With Rotisserie
Mechanical control
Mechanical timer/ Digital timer
Double glazed removable glass door
1 big shelf / 1 small shelf/ 1 tray

Dimension(mm)		
Unit	Built-in	Carton
595X595X540	560X590X550	660X650X645
Loading quantity(pcs)		
20GP	40GP	40HQ
72	162	216



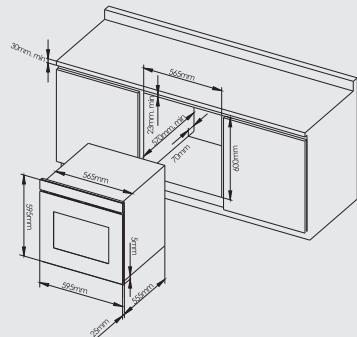
Built-in oven with microwave 72L Series

JY-7NF30E0



- 60cm/72L Built-in Microwave and fan oven
- 220V/50Hz
- Full Glass
- Microwave
- Convection
- Enamel Cavity
- 2 knob+Touch control
- Quadruple glass door
- Muti shelf positions
- Electronic oven clock timer
- Child safety lock
- Forced cooling system
- Easy clean, Fast preheating
- Max power:
- Grill 2880W
- Microwave Input 1500W
- Microwave output 800W

Dimension(mm)		
Unit	Built-in	Carton
595X595X565	560X600X570	650X720X671
Loading quantity(pcs)		
20GP	40GP	40HQ
81	162	216



Built-in oven with microwaves 40L Series

JY-MBC-1040YB1-BC04



JY-MBC-1040YB1-BC22



- 220V/50Hz
- Mwo output: 1000W, 2450MHz
- Mwo input: 1500W
- Combination: 2550W
- 40L capacity
- Touch control panel
- White digital timer
- Stainless steel interior
- Temperature control between 30-225C
- Child safety lock
- Double glazed removable door
- 1 baking plate+1 grill rack
- Function:
- 9 universal functions
- 12 automaici recipes
- 5 mw functions

Dimension(mm)		
Unit	Built-in	Carton
595X561X455	560X448X550	660X650X512
Loading quantity(pcs)		
20GP	40GP	40HQ
108	216	270

